



WALNUT STREET THEATRE



TOURING OUTREACH COMPANY STUDY GUIDE

Cinderella Eats Rice and Beans

Book and Lyrics By Karen Zacarias

Music By Debora Wicks La Puma

SHOW SYNOPSIS

What will happen to Cinderella at the ball ... game? That's the surprising climactic question in this contemporary Latin-American Cinderella musical, which delightfully turns the classic fairytale on its head, telling the story from both Cinderella and the "stepsister's" perspective. Cinderella, a newcomer from Puerto Rico, comes to visit her "stepsister," Rosa, in the United States. The catch ... Cinderella only speaks Spanish and Rosa only speaks English. Will these two girls be able to reach an understanding at the (basket) ball game? With a fairy god-father and other delightful twists to the original story, *Cinderella Eats Rice and Beans: A Salsa Fairytale* crosses language and gender barriers, weaving a subtle lesson on empathy, sportsmanship, and respect. This show can be enjoyed by native Spanish and English speakers alike!

DISCUSSION QUESTIONS

BEFORE THE SHOW

- What do you expect from a show called *Cinderella Eats Rice and Beans*?
- Think of a time when you were the "new kid." How did it feel? What happened?
- What do you think it would be like to go somewhere where no one spoke your language?
- Where is your family from? Do you know your heritage?

AFTER THE SHOW

- What do you think is the message of *Cinderella Eats Rice and Beans*?
- How do you think people should treat others who are different?
- What will you do the next time there is a new student in your class?
- What was clever/fun about this retelling of the classic Cinderella story?

Spanish Vocabulary!

Numbers

1—uno	7—siete
2—dos	8—ocho
3—tres	9—nueve
4—cuatro	10—diez
5—cinco	
6—seis	

Colors

Red—Rojo	Purple—Morado
Orange—Anaranjado	Pink—Rosa
Yellow—Amarillo	Black—Negro
Green—Verde	White—Blanco
Blue—Azul	Brown—Morrón

Family

Mother—Madre	Cousin (boy)—Primo
Father—Padre	Cousin (girl)—Prima
Sister—Hermana	Aunt—Tía
Brother—Hermano	Uncle—Tío
Grandmother—Abuela	
Grandfather—Abuelo	

Spanish Language Crossword Puzzle

Directions


Fill in the Spanish translation of the clues below! If you get stuck, use the word bank on the first page!

Across

- 1. Blue
- 3. Nine
- 4. Mother
- 6. Four
- 7. Brother
- 9. Red

Down

- 1. Grandmother
- 2. Yellow
- 5. Ten
- 6. Five
- 8. Pink



THEATRE 101

Ever wondered how to put on a play?

There are many different elements that go into putting what's written on the page up on its feet. Please review the following terms with your students:

PLAYWRIGHT The playwright writes the script.

DIRECTOR The director is in charge of the production. They lead the actors, designers, and production crew to put the show on its feet.

COSTUME What the actors wear during the show.

SCENERY Everything on stage (*except props*) used to represent the place at which action is occurring.

PROPS All physical items on stage with the exception of the scenery. This includes lamps, chairs, pens, paper, books, and more!

LIGHTS Stage lights illuminate the actors so that they look their best. The colors used, focus of the light, and amount of lighting can really set the mood and environment of a scene.

SOUND Everything that you hear during a performance that does not come from the actors.

ACTORS The actors are the people that perform the show onstage.

AUDIENCE The lucky people that get to watch the show. New to being an audience member? Follow these rules and you will be a natural!



AUDIENCE RULES

- ◆ Unlike a movie, the actors are performing in front of you. They can see everything that you do. Talking, sleeping, poking your neighbor, or making noise during the performance distracts the actors and others around you.
- ◆ Don't bring electronics to the performance. The use of cell phones, cameras, computers, tablets, and video game devices are **not allowed**.
- ◆ Use your better judgment on when to laugh, clap, and/or cry during the performance. But don't forget to clap at the end of the show!
- ◆ Stay in your seat during the performance.
- ◆ Make sure you go to the bathroom before the show starts.

TRY IT YOURSELF!

DIRECTIONS

Give students a chance to act out a scene from *Cinderella Eats Rice and Beans*. Before jumping into the performance, think about all of the elements that go into a play. Are there any props that we can use to help improve the scene? Where are the characters when this scene is taking place? What might the stage and scenery look like?



VARIATION

Have students come up with their own scenes! Challenge them to use as many Spanish vocabulary words as they can!

SAMPLE SCENE

ROSA: Dude, that's the kind of music you like?

CINDERELLA: Salsa, cumbia, merengue...me encanta.

JOEY: Dawg, that was kinda...cool!

ROSA: My mother likes that stuff. It's so uncool.

JOEY: I thought it was pretty awesome!

ROSA: What?

JOEY: Did you see that? Yo, not only can Cinderella do math, she can dance! And better yet, Cinderella plays basketball! I bet Coach Prince would love to see her play basketball. (*To Cinderella*) Would you love to meet Coach Prince?

CINDERELLA: Coach Prince! Me Encanta. El es el mejor entrenador de baloncesto.

JOEY: You know who he is? How?

CINDERELLA: Basketball es muy importante en Puerto Rico. Coach Prince! Es muy famoso! Es fabuloso!

JOEY: Great! Well, you should come Monday at 3p.m. and try out!

CINDERELLA: Claro que sí! A las tres! Lunes!

ROSA: WHAT?!? What did you say?

JOEY: That she was pretty awesome...

ROSA: I think you meant to say she was pretty AWFUL! Right?

JOEY: Dude, I guess, I mean...

ROSA: There is no reason for Cinderella to ever meet

Coach Prince. She doesn't really play basketball. How can she? She doesn't even speak English! Cinderella, what are you looking at?

CINDERELLA: No entiendo porque te estas portando asi.

ROSA: You can't understand why I'm acting like this? Of course you can't—because I'M cool. I'm cool. So cool....and you aren't! Now clean up my locker. It's a mess again. And this weekend, no basketball for you until you clean up my room and do my homework. I have to prepare for Coach Prince because I deserve a spot on the Sooper Dooper Eastern Western Division Basketball Team and you don't!!! (*Rosa storms off.*)

CINDERELLA: Caramba.

JOEY: Jeepers.

Cinderella's Lines (Translation)

"Salsa, cumbia, merengue...me encanta"

Salsa, cumbia, merengue... I love them.

"Coach Prince! Me encanta. El es el mejor entrenador de baloncesto"

Coach Prince! I love him. He is the best coach in basketball.

"Basketball es muy importante en Puerto Rico. Coach Prince! Es muy famoso! Es fabuloso!"

Basketball is very important in Puerto Rico. Coach Prince! He is very famous! He's great!

"Claro que sí! A las tres! Lunes!"

Of course! At three o'clock! Monday!

"No entiendo porque te estas portando así"

I don't understand why you are behaving this way.

"Caramba."

Gee.

STUDENT WORKSHEET: "WHAT MAKES ME SPECIAL!"

DIRECTIONS

- Everyone is unique and special in their own way, but sometimes it is hard to remember that these differences are a great thing!
- Have the students take some time to reflect on what makes them unique!
- Draw or glue a picture of themselves in the space below and have them draw images and activities around it displaying what makes them special.

LIKE THE SHOW? LET US KNOW!

Send letters or drawings to:

Walnut Street Theatre

ATTN: Education Department

825 Walnut St.

Philadelphia, PA 19107



ACTIVITY: "ME TOO!"

DIRECTIONS

- Have students form a circle with chairs.
- For this activity, you must have one less chair than participants.
- There will always be one person standing in the center.
- Have a volunteer or assign a student to be the first person in the center.
- They then say something about themselves that may be true of certain classmates as well (i.e. "Anyone with a summer birthday", "Anyone who is wearing blue", "Anyone that was born in Philadelphia", etc.)
- Students are to run and find a different seat if the characteristic announced also pertains to them.
- The person unable to find a new seat will now be the person in the center and announce a new characteristic.
- The object of the game is to give students a chance to learn and celebrate the commonalities and differences between their classmates that they may not ordinarily know.



CURRICULUM CONNECTIONS

Public Speaking

Leadership

Peer Collaboration

Risk-Taking

Listening

Focus

THINK before you speak!

Teach students to **THINK** before they speak to help them learn how to be respectful and compassionate towards their peers.

Using this simple acrostic, teach them to ask the following questions about what they are going to say before they say it:

Is it...TRUE?

Is it...HELPFUL?

Is it...INSPIRING?

Is it...NECCESSARY?

Is it...KIND?



ACTIVITY: TEAM BUILDING

Human Knot

Directions



- Have your students stand in a tight circle, reaching across to hold hands with two DIFFERENT students.
- Once all of the students are holding hands, challenge them to untangle themselves to create one large circle without letting go of anyone's hand.

CURRICULUM CONNECTIONS

Patience

Teamwork

Communication



Build a Machine

Directions

- Split the class into two or more groups.
- Have one student stand up and do a physical motion and a sound.
- Have each student in their group go up one at a time and add a motion and sound building off of what the student before them is doing.
- Have the other groups decide what the machine may be doing/making.
- Play with tempo by having the machine “run out of power” to slow it down, and charge up to reach super speed!

CURRICULUM CONNECTIONS

Teamwork

Creative Thinking

Risk-Taking

Play, Pause, Rewind

Directions

- Similar to “Build a Machine,” this activity requires the class to be split up into two or more groups.
- Give each group a well known machine, appliance, or activity (Ex: washing machine, toaster, bowling).
- Have the students work together to use their bodies to create a moving picture of their machine or activity. Challenge them to do it well enough so that the other group(s) will be able to identify what they are.
- The other group(s) then gets the chance to play, pause, or rewind the picture until they figure out what it is.

CURRICULUM CONNECTIONS

Teamwork

Creative Thinking

Risk-Taking





WALNUT STREET THEATRE

BIOGRAPHY



Walnut Street Theatre has the unique distinction of being the oldest, continuously operating theatre in the English-speaking world, having served Philadelphia audiences for over 210 years! Due to the direction of Producing Artistic Director Bernard Havard, Walnut Street Theatre has been a self-producing, non-profit theatre company for over 30 seasons. Walnut Street Theatre continues to entertain and enlighten diverse audiences with high quality theatrical programming. With more than 50,000 subscribers, the Walnut is also the most-subscribed theatre company in the world! Each season, the Walnut Street Theatre holds a nation-wide search to recruit accomplished young professionals for Acting Apprenticeships. These actors form our Touring Outreach Company. Nearly 500 candidates are considered each year for these four positions. Last season, **172,000** children and adults were impacted by the

Walnut's Education Programs, including our theatre school with classes for kids and adults, Camp Walnut, Our Touring Outreach Program to local schools, and our artist-in-residency programs.

WALNUT STREET THEATRE EDUCATION STAFF

DIRECTOR OF EDUCATION	TJ Sokso
ASSISTANT DIRECTOR OF EDUCATION	Amanda Pasquini
EDUCATION PROGRAMS ASSOCIATE	Nate Golden
RESIDENT TEACHING ARTIST	Ali Walker
EDUCATION APPRENTICE	Quanece Thompson
ACTING APPRENTICES	Andrew Mullin
	Jasonica Moore
	Oliver Feaster
	Sam Paley

ADDITIONAL RESOURCES

WEB

Creative Drama & Theatre Education Resource Site
<http://www.creativedrama.com/theatre.htm>



Walnut Street Theatre Touring Outreach Company
<https://www.walnutstreettheatre.org/education/outreach.php>

CINDERELLA EATS RICE AND BEANS CREATIVE TEAM

PLAYWRIGHT	Karen Zacarias
	Debora Wicks La Puma
DIRECTOR	Amanda Pasquini
MUSIC DIRECTOR	Sarah Biddle
SCENIC DESIGNER	Nate Golden
COSTUME DESIGNER	Suzie Benitez

TOURING OUTREACH SPONSORS



THANK YOU

The Walnut Street Theatre Education Department gratefully acknowledges the support from the following:

Bazelon, Less and Feldman, P.C. * Louis N. Cassett Foundation * Connelly Foundation * The Peter & Audrey Denton Fund * Dow Chemical Company * Electronic Theatre Controls * Elliot-Lewis Corporation * William Goldman Foundation * Hamilton Family Foundation * Hassel Foundation * Haverford Trust Company * Hellendall Family Foundation * Herman Goldner Company * Syde Hurdus Foundation * William Penn Foundation * Virginia and Harvey Kimmel Arts Education Fund of the Philadelphia Foundation * Liberty Property Trust * Lincoln Financial Group Foundation * National Endowment for the Arts * PECO * Truist * United Way of Bucks County, Cumberland County, Capital Region, Delaware, Greater Philadelphia and Southern New Jersey, Greater Portland, and Tri-State * Universal Health Services *

Walnut Street Theatre Educational Opportunities!

WALNUT STREET THEATRE TOURING OUTREACH

Bring a show to your school!

Bob the Bully Buster Grades K-5

Mean Girlz R Grades 5-8

Cinderella Eats Rice and Beans Grades Pre K-5

No Easy Road to Freedom Grades 6-12

*Open a dialogue with students about issues
that affect them!*

Call 215-574-3550 , ext. 584

Walnut Street Theatre for Kids!

2019-2020
SEASON

Bring your kids to Walnut Street Theatre!

Disney's The Little Mermaid Jr.

Grace for President

Junie B. Jones: The Musical

Nate the Great

Tickets just \$11-\$13!

Read the books, then see the stories LIVE!

Call 215-574-3550



The Theatre School at **WALNUT STREET THEATRE**

Classes for kids, students, and adults!

For students from 2 to 102! Great for networking,
providing a creative outlet, and professional training.

Find your inner star at the Walnut!

Call 215-574-3550, ext. 510

RESIDENCY PROGRAM

*Let us design a dramatic and
educational program for your school!*

We support teacher's objectives with
personalized programs that meet your needs
and budget.

Call 215-574-3550, ext. 584