




WALNUT STREET THEATRE



OSKAR and the BIG BULLY BATTLE



STUDY GUIDE





SHOW SYNOPSIS

"Ten-year-old Oskar loves his new shoes! They belong in The Museum of Greatness! Or at least they did until Frank stepped on them. If apologies had happened then and there, this playground mishap would not have escalated into a wild adventure illustrating the roles of bully, victim, bystander, and up-stander."

DISCUSSION QUESTIONS

BEFORE THE SHOW

- Has anyone ever been to a live play before? How was it different from television or a movie?
- What is the difference between a play and a musical?
- Have you ever read plays or stories about bullying? How did you feel about them?
- Have you ever experienced a situation that involved bullying? How did you react?

AFTER THE SHOW

- Did you enjoy this performance? What was your favorite part?
- Who was your favorite character? Why?
- How important is it to be friendly to everyone? What does it mean to be a friend?
- If you were Frank, would you have reported someone bullying you right away? Why or why not?
- What are some positive ways Oskar could have handled his problem when Frank stepped on his shoe?



THEATRE 101



Ever wondered how to put on a play?

There are many different elements that go into putting a show up on its feet. Please review the following with your students:

PLAYWRIGHT The playwright writes the script.

DIRECTOR The director is in charge of orchestrating the entirety of the production. They lead the actors, designers, and production crew to put the show on its feet.

COSTUME What the actors wear during the show.

SCENERY Everything on stage (*except props*) used to represent the place at which action is occurring.

PROPS All physical items on stage with the exception of the scenery. This includes lamps, chairs, pens, paper, books, and more!

LIGHTS Stage lights illuminate the actors so that they look their best. The colors used, focus of the light, and amount of lighting can really set the mood and environment of a scene.

SOUND Everything that you hear during a performance that does not come from the actors.

ACTORS The actors are the people that perform the show onstage.

AUDIENCE The lucky people that get to watch the show. New to being an audience member? Follow these rules and you will be a natural!

AUDIENCE RULES



- ◆ Unlike a movie, the actors are performing in front of you. They can see everything that you do. Talking, sleeping, poking your neighbor, or making noise during the performance distracts the actors and others around you.
- ◆ Don't bring electronics to the performance. The use of cell phones, cameras, computers, tablets, and video game devices are **not allowed**.
- ◆ Use your better judgment on when to laugh, clap, and/or cry during the performance. But don't forget to clap at the end of the show!
- ◆ Stay in your seat during the performance.
- ◆ Make sure you go to the bathroom *before* the show starts.

TRY IT YOURSELF!

DIRECTIONS

Give students a chance to act out a scene from *Oskar and the Big Bully Battle*. Before jumping into the performance, think about all of the elements that go into a play. Are there any props that we can use to help improve the scene? Where are the characters when this scene is taking place? What might the scenery look like?



SAMPLE SCENE

MRS. HOOLIGAN: Oskar! Frank!

OSKAR & FRANK (Simultaneously:) Yes, Mrs. Hooligan.

MRS. HOOLIGAN: You two have been behaving rather strangely all week, and I can't put my finger on it. Is there something you boys want to tell me?

OSKAR & FRANK (Simultaneously:) No, Mrs. Hooligan.

MRS. HOOLIGAN: If I didn't know any better, I would think that you two were causing lots of trouble for each other, and I would have to send you to the principal's office to sort things out.

OSKAR: No, we're not causing trouble for each other.

FRANK: Uh-uh.

OSKAR: Why would we cause trouble for each other? Frank and I are best friends!

FRANK: Uh...yeah...we're the bestest friends in the whole world!

MRS. HOOLIGAN: Well, it's great to hear you're such good friends. I always thought you two spent too much time alone—what, with Oskar staring at his shoes all the time

and Frank crashing Fire trucks every day—but I was mistaken. You know what? I think you two should hang out after school as well. I've always been a strong proponent of students interacting with one another on the outside. In fact, I'm going to recommend it to both your parents. Perhaps this weekend even!

OSKAR: No!

FRANK: What?!

OSKAR: I have plans!

FRANK: I'm busy!

OSKAR: I'm leading an expedition to the North Pole!

FRANK: I'm building an ark!

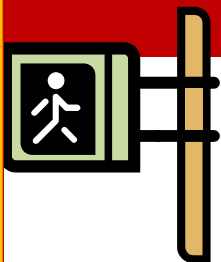
OSKAR: Those people aren't gonna lead themselves!

FRANK: Do you know how much work goes into ark-building?!

MRS. HOOLIGAN: We'll see what your parents have to say about that.

OSKAR & FRANK: (To us, simultaneously:) Noooooooooo!

ACTIVITY: WALKING EMOTIONS



DIRECTIONS

- For this activity you will need enough floor space for students to walk around.
- Before the activity begins, discuss emotions/feelings and make a list of all the different emotions.
- Ask students to spread out and begin walking around the room in a "neutral stance" or how they would normally walk.
- Once students settle into a rhythm, ask the class to freeze where they are.
- Once they are frozen, ask students to resume walking, this time personifying a particular emotion (I.e. walk like you are angry, sad, elated, etc.).
- Repeat this step, allowing students to walk through the space personifying a variety of emotions.




FOLLOW-UP

- After students have a chance to walk around with varying emotions, discuss how a feeling can change how you move.
- Prompt students with questions such as: "What was your favorite emotion walk? What was your least favorite?"

VARIATION FOR AFTER THE SHOW: ACT IT OUT!

- Ask the students to choose their favorite part of *Oskar and the Big Bully Battle*.
- Place them in small groups based off of their scene choice.
- Have them each identify with a character from that scene and identify their emotion at that point in the story.
- Have the students retell the story in their own words and begin to act out their scene, using the emotion walk as a starting point.



STUDENT ACTIVITY: Animal Scenes!

DIRECTIONS

- Get the students thinking about using their imaginations like Frank and Oskar did in the play. Frank pretended he was a fireman driving a firetruck, and created a firetruck scene for himself using his imagination.
- Players find a partner; partners separate and run around.
- The leader calls out a phrase and the players must find their partner and depict the scene.
- The last pair to depict the scene is out.



***Examples:

- Frog on a log-One student gets down on all fours (log) and the frog sits gently on their back.
- Bird on a perch: One student gets down on one knee (perch) and the bird sits on the perch.
- Lion in a den-One person stands with their feet a part (den) and the lion lies down on the floor.

STUDENT ACTIVITY: EXPLORING SIMILARITIES & DIFFERENCES

DIRECTIONS

- In the free space below, have the students write a few basic facts about themselves (*age, where they were born, favorite color, favorite food, different languages they speak, etc*). Then have each student share their facts and compare their similarities and differences with another student.
- Hint: Students can write general facts or anything creative/unique about themselves.

DISCUSSION

- Were the students surprised with what they had in common with other students? Why or why not? How did the students feel sharing their similarities and differences with one another?



STUDENT WORKSHEET: BULLY BUSTER!

DIRECTIONS

- If you saw someone being bullied like Oskar did, how would you respond?
- Draw a picture below of what you would do if you saw someone being bullied.

DISCUSS

- What should you do if you are being bullied?
- Think of some examples of situations where someone could especially use an act of kindness. What are some ways you can show kindness to others?

LIKE THE SHOW? LET US KNOW!

Send letters or drawings to:

Walnut Street Theatre
ATTN: Education Department
825 Walnut St.
Philadelphia, PA 19107



A large, empty, rounded rectangular box with a black border, intended for students to draw or write their responses to the questions above.



WALNUT STREET THEATRE



BIOGRAPHY

Walnut Street Theatre has the unique distinction of being the oldest, continuously operating theatre in the English-speaking world, having served Philadelphia audiences for over 200 years!

Today, under the direction of Producing Artistic Director Bernard Havard, Walnut Street Theatre is in its 33rd season as a self-producing, non-profit theatre company. Walnut Street Theatre continues to entertain and enlighten diverse audiences with high quality theatrical programming. With more than 50,000 subscribers, the Walnut is also the most subscribed theatre company in the world!

Each season, Walnut Street Theatre holds a nation-wide search to recruit accomplished young professionals for Acting Apprenticeships. These actors form our Touring Outreach Company. Nearly 350 candidates are considered each year for these four positions. Last season, **180,000** children and adults were impacted by the Walnut's Education Programs- including our theatre school with classes for kids and adults, Camp Walnut, Our Touring Outreach Program to local schools and our artist in residency programs.

WALNUT STREET THEATRE EDUCATION STAFF

DIRECTOR OF EDUCATION	Thomas Quinn
ASSISTANT DIRECTOR OF EDUCATION	Ashley Kerns
EDUCATION PROGRAMS ASSOCIATE	Patrick Shane
EDUCATION PRODUCTION ASSOCIATE	Amanda Gallup
EDUCATION APPRENTICE	Angie Confredo
ACTING APPRENTICES	Jared Calhoun Devon Fields Donovan Lockett Kathryn Miller

ADDITIONAL RESOURCES

WEB

- **Educational Drama Activities for students**
<http://plays.about.com/od/activities/>
- **Walnut Street Theatre Touring Outreach Company**
<https://walnutstreettheatre.org/education/outreach.php>

ABOUT THE PLAYWRIGHT

Prince Gomolvilas is a Thai American playwright. He has written many plays which have been produced in the United States and won several distinctive awards, including a PEN Center USA West Literary Award for Drama.

THANK YOU

The Walnut Street Theatre Education Department gratefully acknowledges the support from the following:

Aqua America * Cardone Family Foundation * Louis N. Cassett Foundation * Connelly Foundation * The Peter & Audrey Denton Fund * Dow Chemical Company * eBay Foundation Corporate Advised Fund at Silicon Valley Community Foundation * William Goldman Foundation * Hamilton Family Foundation * Hassel Foundation * Haverford Trust Company * Hellendall Family Foundation * Herman Goldner Company * Syde Hurdus Foundation * William Penn Foundation * Virginia and Harvey Kimmel Arts Education Fund of the Philadelphia Foundation * Lincoln Financial Group Foundation * National Corporate Theatre Fund * PECO * TD Charitable Foundation * Truist * United Way of Greater Philadelphia and Southern New Jersey and Greater Portland * Universal Health Services * Vulcan Spring & Mfg. Co.



Walnut Street Theatre Educational Opportunities!

2015-2016
SEASON

WALNUT STREET THEATRE TOURING OUTREACH

BRING A SHOW TO YOUR SCHOOL!

Oskar and the Big Bully Battle (Bullying) Grades K-6
Only 13 (Choices) Grades 6-9
Freedom Riders (Diversity) Grades 6-9
The Berenstain Bears Hospital Friends (Family & Good Health) Grades pre K-3
The Adventures of Nick Nutrition and his Dog Fiber (Nutrition) Grades K-6

Open a dialogue with students about issues
that affect them!
Call 215-574-3550, ext. 584

WALNUT STREET THEATRE FOR KIDS

BRING YOUR KIDS TO
WALNUT STREET THEATRE!

Shrek the Musical Jr. (September/October)
Charles Dickens' *A Christmas Carol* (December)
Zombie in Love (February)
Freckle Face Strawberry the Musical (March/April)
Miss Nelson Has a Field Day (June)

Tickets just \$10-\$16
Read the books, then see the stories LIVE!
Call 215-574-3550, ext. 504



The Theatre School at WALNUT STREET THEATRE

CLASSES FOR KIDS, STUDENTS
AND ADULTS

For students from 5 to 105! Great for networking,
providing a creative outlet and professional training!

Find your inner star at the Walnut!
Call 215-574-3550, ext. 510

RESIDENCY PROGRAM

LET US DESIGN A DRAMATIC
AND EDUCATIONAL PROGRAM
FOR YOUR SCHOOL!

We support teachers' objectives with personalized
programs designed that meet your needs and budget.

Call 215-574-3550, ext. 511

WHEN WE PLAY, LEARNING HAPPENS!